

# Moving Forward

## *in Your Public Schools*

GASTON COUNTY SCHOOLS

D. Brent Moore, Chairman

February 11, 2020

**Celebrate!** Gaston County Schools



# Our Purpose

- Performance
- Share Safety Information
- School Choice
- Capital

**Celebrate!** Gaston County Schools



# District Comparison: Proficiency

|                               | 2016-2017          |          |
|-------------------------------|--------------------|----------|
| District Name                 | Percent Proficient | Rank     |
| Union County Public Schools   | 72.80              | 1        |
| Cabarrus County Schools       | 62.20              | 3        |
| Wake County Schools           | 67.20              | 2        |
| Charlotte-Mecklenburg Schools | 61.20              | 4        |
| <b>Gaston County Schools</b>  | <b>55.00</b>       | <b>8</b> |
| Forsyth County Schools        | 53.60              | 9        |
| Guilford County Schools       | 55.60              | 7        |
| Cumberland County Schools     | 57.30              | 6        |
| Johnston County Schools       | 59.00              | 5        |
| Durham Public Schools         | 46.40              | 10       |

**Celebrate!** Gaston County Schools



# District Comparison: Proficiency

|                               | 2017-2018          |          |
|-------------------------------|--------------------|----------|
| District Name                 | Percent Proficient | Rank     |
| Union County Public Schools   | 71.9               | 1        |
| Cabarrus County Schools       | 62                 | 3        |
| Wake County Schools           | 65.8               | 2        |
| Charlotte-Mecklenburg Schools | 59.9               | 4        |
| <b>Gaston County Schools</b>  | <b>56</b>          | <b>6</b> |
| Forsyth County Schools        | 52.7               | 9        |
| Guilford County Schools       | 54.2               | 7        |
| Cumberland County Schools     | 56.4               | 5        |
| Johnston County Schools       | 53.4               | 8        |
| Durham Public Schools         | 48.3               | 10       |

**Celebrate!** Gaston County Schools



# District Comparison: Proficiency

|                               | 2018-2019          |          |
|-------------------------------|--------------------|----------|
| District Name                 | Percent Proficient | Rank     |
| Union County Public Schools   | 73.6               | 1        |
| Cabarrus County Schools       | 65.6               | 2        |
| Wake County Schools           | 65.2               | 3        |
| Charlotte-Mecklenburg Schools | 59.8               | 4        |
| <b>Gaston County Schools</b>  | <b>56.4</b>        | <b>5</b> |
| Forsyth County Schools        | 55.7               | 6        |
| Guilford County Schools       | 55.1               | 7        |
| Cumberland County Schools     | 54.7               | 8        |
| Johnston County Schools       | 52.9               | 9        |
| Durham Public Schools         | 49                 | 10       |

**Celebrate!** Gaston County Schools

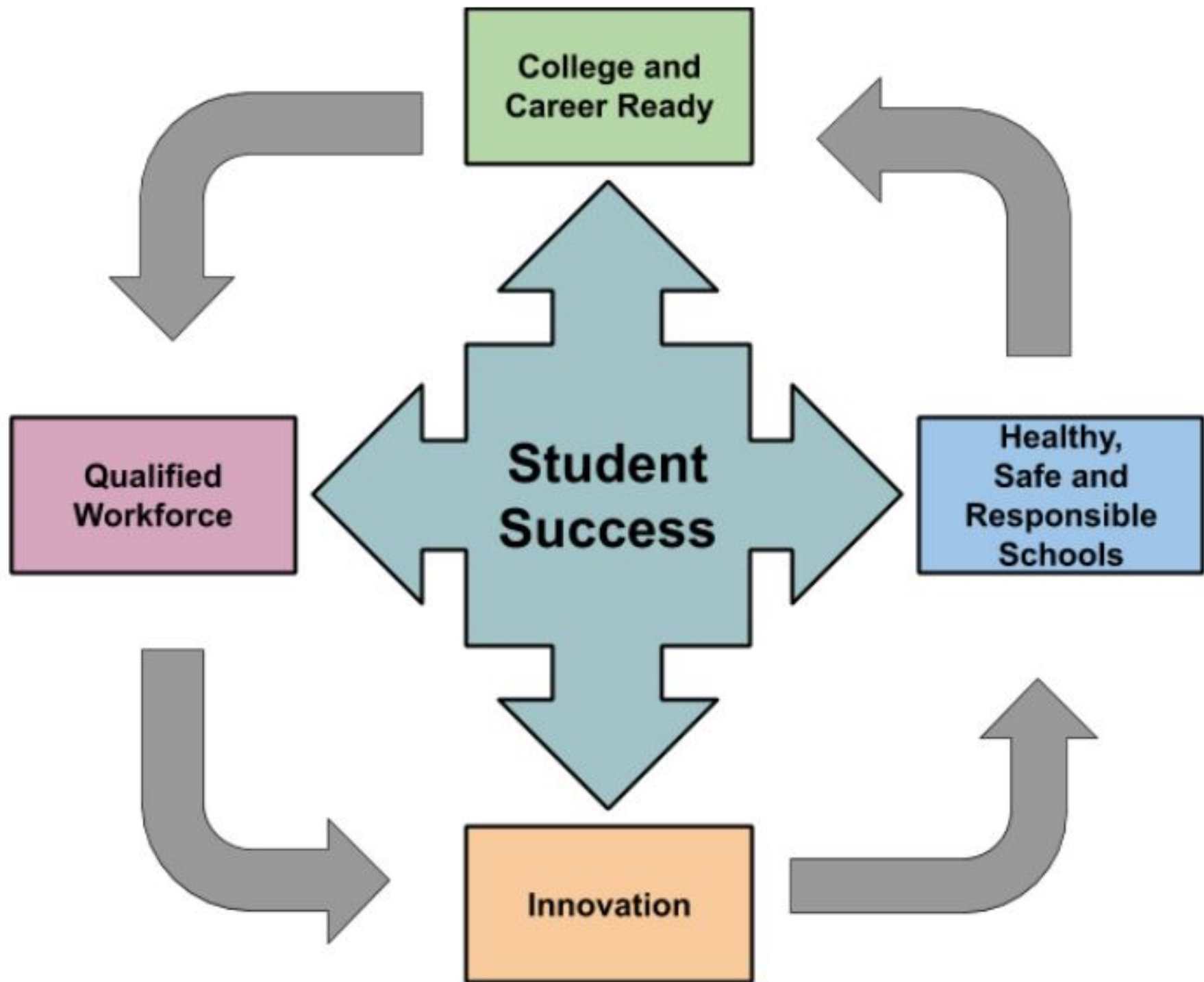


# District Comparison: Proficiency and Growth

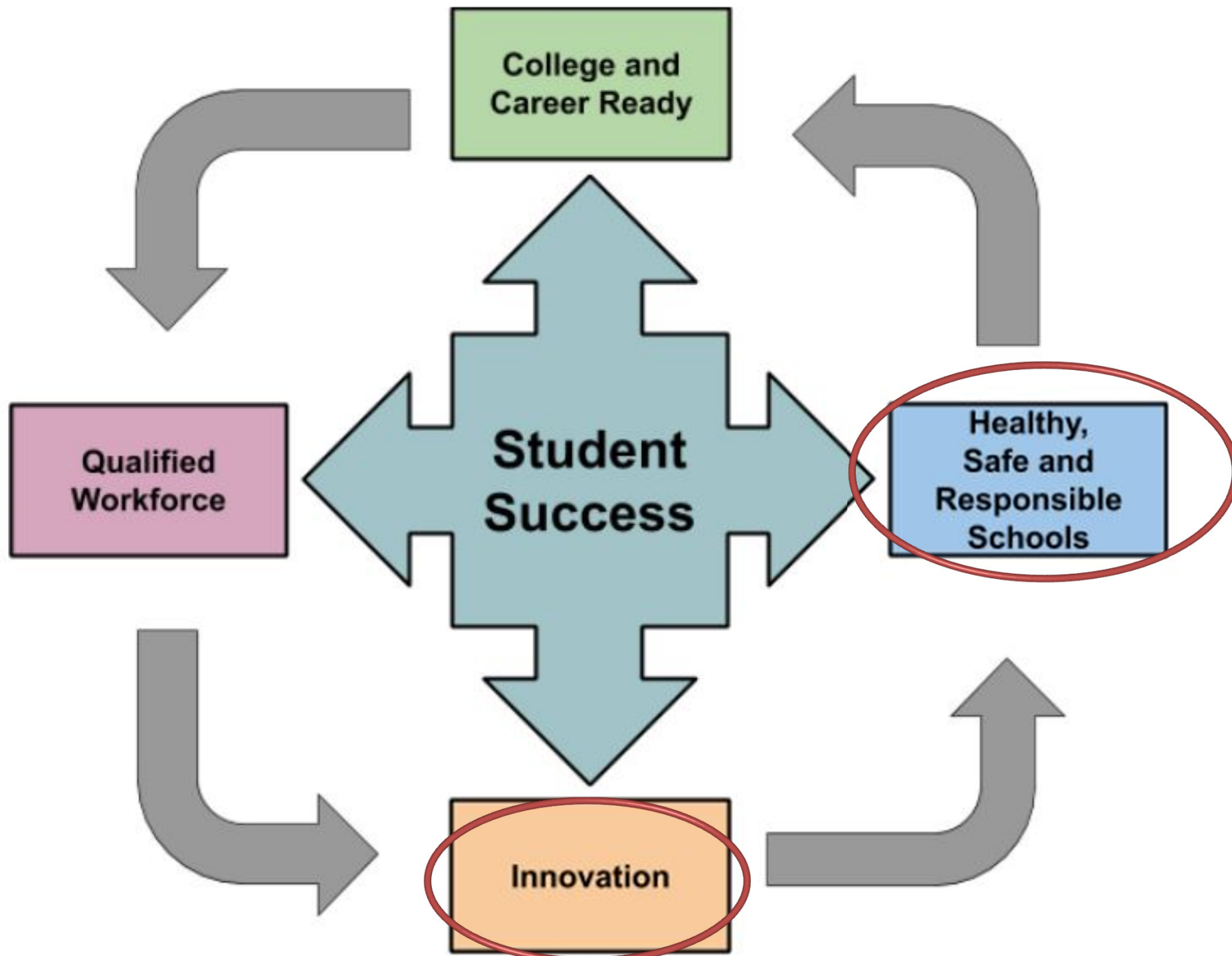
|                               | 2018-2019          |          |                  |
|-------------------------------|--------------------|----------|------------------|
| District Name                 | Percent Proficient | Rank     | Amount of Growth |
| Union County Public Schools   | 73.6               | 1        | 2.50             |
| Cabarrus County Schools       | 65.6               | 2        | 5.90             |
| Wake County Schools           | 65.2               | 3        | -0.60            |
| Charlotte-Mecklenburg Schools | 59.8               | 4        | 1.50             |
| <b>Gaston County Schools</b>  | <b>56.4</b>        | <b>5</b> | <b>7.80</b>      |
| Forsyth County Schools        | 55.7               | 6        | 2.80             |
| Guilford County Schools       | 55.1               | 7        | 3.00             |
| Cumberland County Schools     | 54.7               | 8        | 2.30             |
| Johnston County Schools       | 52.9               | 9        | -4.70            |
| Durham Public Schools         | 49                 | 10       | 9.10             |

**Celebrate!** Gaston County Schools














**Celebrate!** Gaston County Schools



WHAT'S  
**ahead**



## Our Initiatives

**Celebrate!** Gaston County Schools





# School Safety

**Celebrate!** Gaston County Schools




# Safety in our schools

- Lowest school crime rate among the 10 largest districts
- Safety plan for every school
- Metal detection screenings
- Resource officers for all schools

**Celebrate!** Gaston County Schools







# Career and Technical Education

**Celebrate!** Gaston County Schools



# Facts

22 schools (middle, high, alternative)

18,000+ students

175+ different courses

140 CTE staff



**Celebrate!** Gaston County Schools



Performance

#1

Among the largest school  
districts for highest  
CTE test proficiency rate

Celebrate! Gaston County Schools





# Performance

# #2

**Among the 115 school districts  
in North Carolina for student  
earned industry certifications**

**Celebrate!** Gaston County Schools



# Bessemer City High School Performance

# #2

Second largest producer of  
student earned credentials in  
Gaston County Schools

**Celebrate!** Gaston County Schools



# Bessemer City High School Performance

# 1,479

## Bessemer City High School Credentials

**Celebrate!** Gaston County Schools

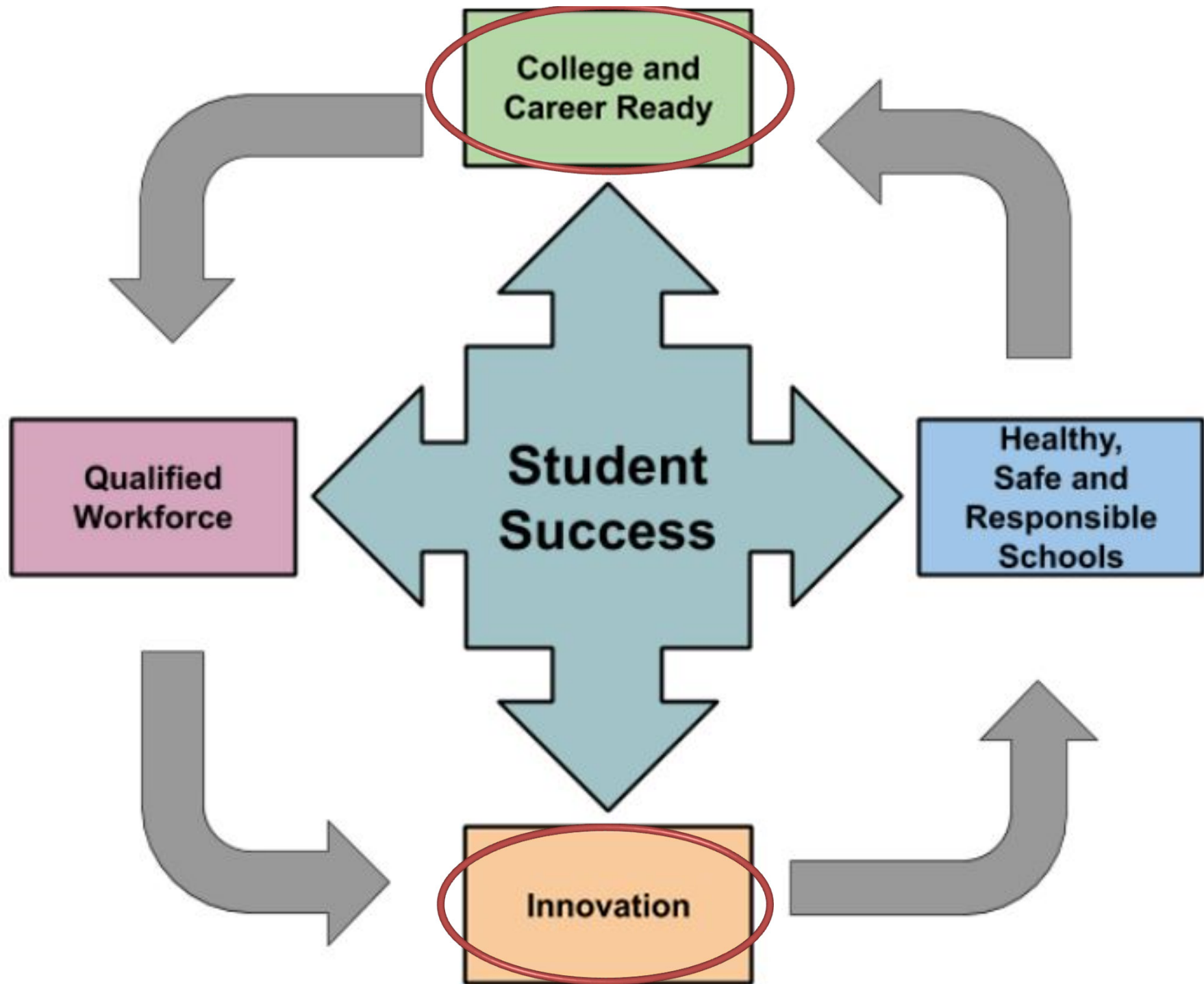


# Career and Technical Education

- Highest student proficiency rate among the 10 largest school districts
- Ranked second in the state for the number of credentials earned by students – 12,566
- Second in credentials behind Wake County – the largest school district in the state

**Celebrate!** Gaston County Schools








Gaston County Schools  
**Career**  
Academy



Gaston County Schools  
**Collegiate Prep**  
Academy



Gaston County Schools  
**Health Sciences**  
Academy



Gaston County Schools  
**Public Service**  
Academy



Gaston County Schools  
**Technology and Industrial  
Engineering**  
Academy

**Celebrate!** Gaston County Schools



**Celebrate!** Gaston County Schools





# School Choice Information Session

- Saturday, February 22
- 10:00 a.m. – 2:00 p.m.
- Myers Center, Gaston College

**Celebrate!** Gaston County Schools





# Capital

**Celebrate!** Gaston County Schools



# Facilities and Maintenance

Manage 5.5 million square feet

- 9 Central Office Locations
- 30 Elementary Schools
- 12 Middle schools
- 12 High Schools

10th Largest School District in NC

- 31,000 + Students
- 4,000 Employees

**Celebrate!** Gaston County Schools



# Capital Improvements

- Life Safety Upgrades  
Cameras, Intercoms, Alarms
- Electrical and Plumbing Upgrades
- Elevators Recondition
- Water and Sewer Replacement
- Roofing Replacement
- LED Lighting Installation
- Door and Hardware Replacement
- Environmental

**Celebrate!** Gaston County Schools




# Life Safety

Intercoms Access Entry Cameras Fire Alarms

Bessemer City High

Bessemer City Central



**Celebrate!** Gaston County Schools



# Elevator Repair and Renovation

## Bessemer City Middle School



**Celebrate!** Gaston County Schools





# Safety Fencing

## Chapel Grove Elementary School



**Celebrate!** Gaston County Schools





# Facility Improvements and Renovations

- **Bessemer City High School**
  - Entrance Relocation
  - Asphalt – Athletic
  - LED Lighting
  - HVAC
  - Painting / Carpet
- **Sadler Elementary School**
  - Media Center Renovation

**Celebrate!** Gaston County Schools



**The vision of  
Gaston County Schools  
is to inspire success and  
a lifetime of learning.**

**Celebrate!** Gaston County Schools





**Celebrate!** Gaston County Schools



# Moving Forward

## *in Your Public Schools*

GASTON COUNTY SCHOOLS

D. Brent Moore, Chairman

February 11, 2020

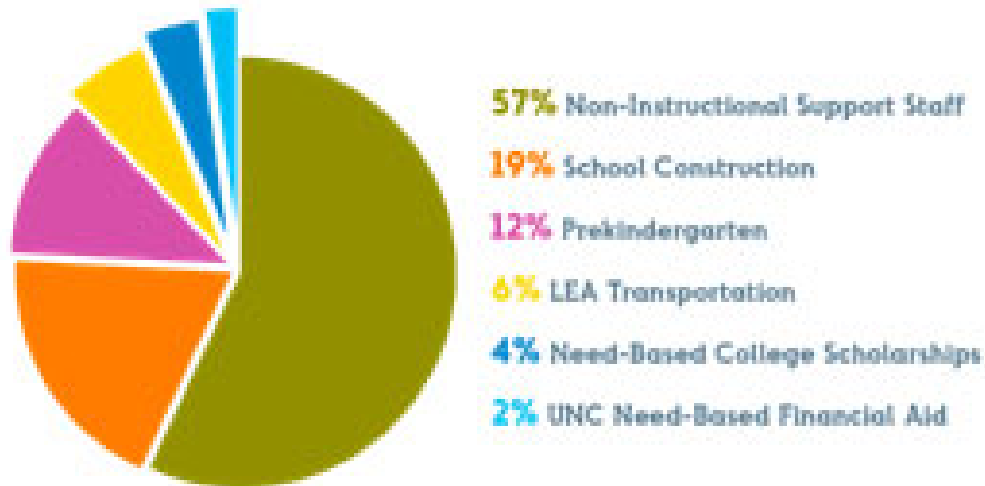
**Celebrate!** Gaston County Schools



# NC Education Lottery



Here's how the money raised by the lottery was used last year:




Gaston County received \$2.4 million last year which was used to pay school bond debt

**Celebrate!** Gaston County Schools

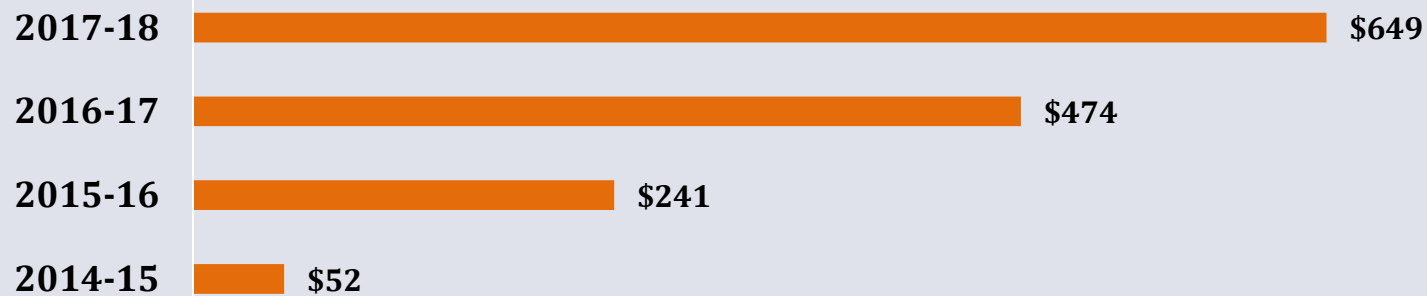


# Teacher Supplements

## Average Teacher Supplement



## Cumulative Avg. Supplement Increase



**Celebrate!** Gaston County Schools



# District Comparison: Growth

## Growth

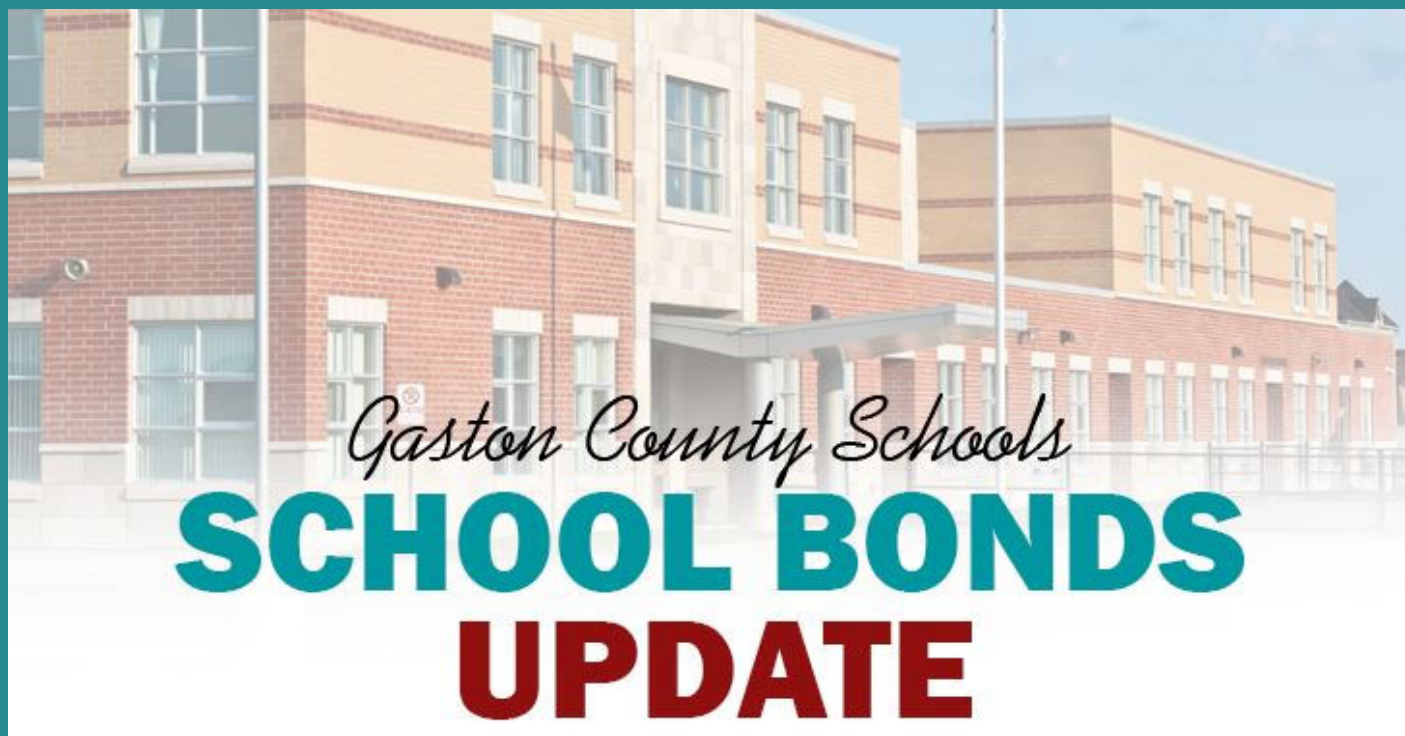
| District                      | 1718         | Exceeded      | Met           | Not Met       |  | Exceed and Met | Rank     |
|-------------------------------|--------------|---------------|---------------|---------------|--|----------------|----------|
| Cabarrus County Schools       | 84.2%        | 60.50%        | 31.60%        | 7.90%         |  | 92.10%         | 1        |
| Union County Public Schools   | 70.0%        | 45.10%        | 39.20%        | 15.70%        |  | 84.30%         | 2        |
| Durham Public Schools         | 76.5%        | 47.10%        | 35.30%        | 17.60%        |  | 82.40%         | 3        |
| Forsyth County Schools        | 72.2%        | 37.50%        | 43.10%        | 19.40%        |  | 80.60%         | 4        |
| <b>Gaston County Schools</b>  | <b>86.0%</b> | <b>40.00%</b> | <b>38.00%</b> | <b>23.50%</b> |  | <b>78.00%</b>  | <b>5</b> |
| Guilford County Schools       | 74.1%        | 22.00%        | 51.70%        | 26.30%        |  | 73.70%         | 6        |
| Charlotte-Mecklenburg Schools | 75.4%        | 26.80%        | 44.60%        | 28.60%        |  | 71.40%         | 7        |
| Cumberland County Schools     | 33.7%        | 19.30%        | 44.60%        | 36.10%        |  | 63.90%         | 8        |
| Wake County Schools           | 61.5%        | 22.00%        | 41.40%        | 36.60%        |  | 63.40%         | 9        |
| Johnston County Schools       | 28.9%        | 22.20%        | 35.60%        | 42.20%        |  | 57.80%         | 10       |

**Celebrate!** Gaston County Schools





# Gaston County Schools



Celebrate! Gaston County Schools



# Crowders Mountain Township

## Schools in the Crowders Mountain Township

## Repairs and Renovations

**\$12.1  
million**

The funds would be used for the most critical repairs/renovations in the following areas:

|                         | Life Safety<br>Exits, Stairways,<br>Security and Fire Alarms | Electrical | Lighting | HVAC<br>Heating, Ventilation, and<br>Air Conditioning | Water Lines | Sewer Lines | Gas Lines | Plumbing | Roof Replacement | Structural Repairs | Athletic Facilities | Doors | Windows | Parking Lot | Driveway | Environmental | Elevator | Restrooms<br>(ADA Compliance) |
|-------------------------|--|------------|----------|---|-------------|-------------|-----------|----------|------------------|--------------------|---------------------|-------|---------|-------------|----------|---------------|----------|-------------------------------|
| Bessemer City Central   | ✓  |            | ✓        |   |             |             |           |          |                  |                    |                     |       |         |             |          |               |          |                               |
| Bessemer City High      | ✓  | ✓          | ✓        | ✓   |             | ✓           |           | ✓        | ✓                |                    |                     | ✓     |         |             |          | ✓             |          |                               |
| Bessemer City Middle    | ✓  | ✓          | ✓        | ✓   |             |             |           | ✓        | ✓                |                    |                     |       |         |             |          | ✓             | ✓        | ✓                             |
| Bessemer City Primary   | ✓  |            | ✓        |   |             |             |           | ✓        | ✓                |                    |                     |       |         |             |          | ✓             |          |                               |
| Chapel Grove Elementary | ✓  | ✓          | ✓        | ✓   | ✓           |             |           | ✓        | ✓                |                    |                     |       |         |             |          | ✓             |          |                               |
| Sadler Elementary       | ✓  |            | ✓        |   |             |             |           |          |                  |                    |                     |       |         |             |          |               |          |                               |
|                         |  |            |          |   |             |             |           |          |                  |                    |                     |       |         |             |          |               |          |                               |
|                         |  |            |          |   |             |             |           |          |                  |                    |                     |       |         |             |          |               |          |                               |
|                         |  |            |          |   |             |             |           |          |                  |                    |                     |       |         |             |          |               |          |                               |
|                         |  |            |          |   |             |             |           |          |                  |                    |                     |       |         |             |          |               |          |                               |
|                         |  |            |          |   |             |             |           |          |                  |                    |                     |       |         |             |          |               |          |                               |
|                         |  |            |          |   |             |             |           |          |                  |                    |                     |       |         |             |          |               |          |                               |

SCHOOL BONDS 2018

GASTON COUNTY SCHOOLS

**Celebrate!** Gaston County Schools

